



1 Introduction



Bushfire Safety Guide



Easy to read




**Government of
South Australia**





In this guide CFS means the Country Fire Service.




You can survive a bushfire.

You must

- get your house and land ready
- have a Bushfire Plan.

This guide will help you plan for a bushfire.



Leave early. This picture means leave early.

You leave **before** the bushfire comes. You must leave early to stay safe.



Stay and defend. This picture means stay and defend your home. The bushfire is coming.


The picture shows

- stay at home
- work hard to defend your home.

You must choose to

- leave early
- or**
- stay and defend.

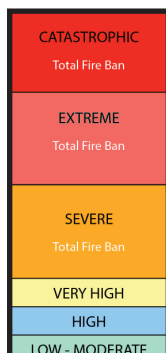
You must leave early to stay safe.



Keep you and your family safe




Understand how a bushfire acts.



Understand Fire Danger Ratings.


Fire Danger Ratings say how bad the bushfire will be.

Use the Fire Danger Rating to work out when to start your Bushfire Plan.



Do your Bushfire Plan. Fires are scary. It is hard to make good decisions.

Do your Bushfire Plan **before** November.



You also need a back up Bushfire Plan.

Things go wrong.

- You get scared
- The bushfire comes too fast
- It is **not** safe to drive
- You get sick.



Keep your Bushfire Plan in a place that is easy to find. Practise your Bushfire Plan.



Get your

- house

and

- land

ready for bushfire.



Make an emergency kit.



Read all the books in

The Bushfire Safety Guide. There are 12 books. This book is only the first book.

You might need help to

- read the books

and

- write your plan.

Ask a

- friend

or

- family member.



What is in the guide?

All of these books are part of the Bushfire Safety Guide.

- 1 Introduction
- 2 Understand how fire acts
- 3 Get ready. This book tells you how to get your house and land ready for bushfire.

Fact sheets

- 4 Fire Danger Ratings and Warnings.
This tells you when to start your plan
- 5 Safer places
- 6 Going on a holiday
- 7 Emergency Kit
- 8 After the fire

Plan for Bushfire

- 9 Information book - Leave early
- 10 Information book - Stay and defend
- 11 My Bushfire Plan - Leave early
- 12 My Bushfire Plan - Stay and defend




Why do people die in bushfires?




People leave too late

Many people get stuck

- in their cars
- trying to run away.



You **must** leave early to stay safe.



People do not plan



You must

- do your Bushfire Plan
- do a back up Bushfire Plan
- practise your Bushfire Plan
- check you have all the equipment you need.



More information



Bushfire Information Hotline

Phone 1800 362 361



TTY phone 133 677

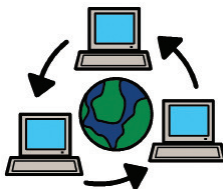
then ask for 1800 362 361



National Relay Service

Phone 1300 555 727

then ask for 1800 362 361



Website www.cfs.sa.gov.au



Go to your local Bushfire Blitz meeting.

Join or start a Community Fire Safe group for your area.

You can also use social media.



- Facebook

www.facebook.com/countryfireservice



- Twitter @CFSTalk

Scope's Communication Resource Centre wrote the Easy English in August 2013. www.scopevic.org.au

To see the original book, contact the Country Fire Service (CFS).

Mayer-Johnson LLC says we can use the Picture Communication Symbols © 1981 – 2013.

Mayer-Johnson LLC says we can use the ThinLine package.
© 2010 – 2013.

Valuing People

Valuing People ClipArt © Inspired Services, UK.
www.inspiredservices.org.uk